



Audio Visual Equipment

euroscreen®



Professional Catalogue

Business - Education - Home Entertainment

---

## SEEING IS BELIEVING

Why use a projection screen, why not just project on a wall painted in white? Well, you can. But the result will not be anything near as good as with a projection screen. The projection screen, or rather the projection surface, enhance the projected light and reflect vibrant colours, sharp contrast and rich details. So why spend money on a projector and then don't get the full benefit of it?

### VALHALLA [Page 16](#)

Inspired by the mythological powerful Norse Gods who had their home based at Valhalla, Euroscreen® has decided on a whole new mighty concept for an innovative series of projection screens. The variations are endless within this new family of models. Starting at 2.5m and going up to 4.5m we have a new product in *Thor*. Thor possesses a diversity which results in one model that extends into a variety of versions.


### XPERT [Page 14](#)

The latest addition to our screen surface range is the environmentally-friendly Euroscreen® *Xpert* fabric. The *Xpert* is a front projection surface which is 100% PVC free, holds B1 flame retardant rating, and is manufactured without using hazardous substances. We do not sacrifice quality! On the contrary since the material provides the superb colour rendition and viewing flatness we aim for quality driven installations.

### CONTROL BOX [Page 26](#)

Euroscreen® introduce a new multifunctional unit for easy and trouble-free operation of electrical projection screens. The *Control Box* support no less than five of the most common and useful control functions; RF, IR, Dry Contact/Contact Closure, 12V trigger and RS232. The box is an excellent solution for integration and communication with external control systems.





Euroscreen® stands for high quality and customised AV products manufactured in Sweden. Within the brand you find a large choice of products with the heart set on complete solutions of projection screens in public environments, business areas and home installations. We fine-tune our products to fit your needs, while maintaining short lead times, high quality and competitive prices.

In January 2013 our production and office moved in to new facilities located nearby the Halmstad harbour. The building had been optimized to fit our specific needs as it holds 5000 sqm of production and warehouse, and a 2-level office area with a great showroom area.

Euroscreen® products are developed and manufactured by Draper Europe AB. Our aim is serve you in the best way possible. If you have any questions or just want to share your views with us, please feel free to contact us.

Euroscreen® offices with sales representatives are located in:

- » Halmstad, Sweden
- » Stockholm, Sweden
- » Haarlem, the Netherlands
- » Corby, United Kingdom
- » Spiceland, IN, USA

Euroscreen® è sinonimo di alta qualità e di prodotti AV personalizzati fabbricati in Svezia. Il marchio Euroscreen® propone un vasto assortimento di prodotti studiati per offrire schermi di proiezione con soluzioni integrali destinate a zone pubbliche, ambienti aziendali e utenti domestici. Adattiamo i nostri prodotti alle vostre esigenze, garantendo sempre lead time ridotti, alta qualità e prezzi convenienti.

A gennaio 2013 abbiamo trasferito lo stabilimento di produzione e i nostri uffici in nuove strutture nei pressi del porto di Halmstad. L'edificio, ottimizzato per rispondere alle nostre specifiche esigenze, ospita su 5000 mq la zona di produzione e il magazzino, oltre a due piani di uffici con uno splendido showroom.

I prodotti Euroscreen® sono sviluppati e fabbricati da Draper Europe AB. Il nostro obiettivo è offrirvi un servizio di prima categoria. In caso di domande o se desiderate farci pervenire commenti e opinioni, vi invitiamo a contattarci.

Gli uffici Euroscreen® con agenti di vendita si trovano a:

- » Halmstad, Svezia
- » Stoccolma, Svezia
- » Haarlem, Paesi Bassi
- » Corby, Regno Unito
- » Spiceland, IN, USA

Euroscreen® fertigt hochqualitative und kundenspezifische AV-Produkte in Schweden. Zur Marke gehört eine breit gefächerte Produktpalette mit dem Schwerpunkt auf Komplettlösungen für Bildwände im öffentlichen Bereich, in der Privatwirtschaft und bei Heiminstallationen. Wir stimmen unsere Produkte genau auf die Bedürfnisse Ihres Unternehmens ab und bieten Ihnen gleichzeitig kurze Durchlaufzeiten, hohe Qualität und konkurrenzfähige Preise.

Im Januar 2013 zogen unsere Produktion und unser Büro in neue Räumlichkeiten in der Nähe des Hafens von Halmstad. Das Gebäude ist auf unsere spezifischen Bedürfnisse optimal abgestimmt: 5000 m2 stehen für Produktion und Lagerung zur Verfügung, und die Bürofläche auf zwei Etagen bietet Platz für einen großzügigen Showroom.

Entwicklung und Herstellung der Euroscreen®-Produkte erfolgen durch die Draper Europe AB. Falls Sie Fragen oder Anregungen haben, wenden Sie sich gern an uns.

Euroscreen®-Niederlassungen mit Vertriebsmitarbeitern befinden sich in:

- » Halmstad, Schweden
- » Stockholm, Schweden
- » Haarlem, Niederlande
- » Corby, Großbritannien
- » Spiceland, IN, USA

Seeing is believing .....	3
The company .....	4
Research & Development .....	6
Customer service .....	7
To choose screen .....	8
To choose screen surface .....	10
The ReAct effect .....	13
Our screen surfaces .....	14
Valhalla .....	17
Ceiling recessed case .....	18
Roller screen .....	20
Tab Tension .....	22
Large venues .....	24
Our new Control Box .....	26
Fixed frame screen .....	29
Diffusion screen .....	31
Portable screen .....	32
Custom print .....	33
AV cabinet & Lectern Top .....	34
Certificates .....	36
Quick facts .....	38



## RESEARCH & DEVELOPMENT

The Euroscreen® R&D department has been very successful the last years with their innovative projection screens designs. For two years in a row the Sesame model has won awards thanks to its clever design and effectiveness during installation. Furthermore, most recently the well-established Diplomat case in combination with the environment-friendly screen surface Xpert were acknowledged and rewarded. The department has a skilled work force with a lot of years together in the AV industry, and with their colleagues at the parent company in the U.S. they have a good collaboration where development experiences can be shared and the “best raisins picked out of the bun”.

» *What is your biggest challenge for the future AV products?*

The design of a projection screen is reflected in the same way as modern and stylish furniture. The fun challenge is to be able to offer a slim, yet environmentally friendly product that meet with the modern design of today.

Martin Mellerhav,  
R&D



## CUSTOMER SERVICE

The Euroscreen® team is getting bigger and bigger, both within the internal crew and customers out in Europe, which naturally generates more daily contact with new people. Rickard Bengtsson is our person in charge of the daily customer service operations, making sure that the communication will run smoothly. Our aim is that you our customer, always will experience good customer service and that you are satisfied with your Euroscreen® product. We constantly seek ways to improve ourselves as a manufacturing company and have extended quality control for each product leaving our factory for your guarantee.

» *What are the growing product demands you come across?*

The demand for larger and larger sizes has been the trend over the last years. Stylish cases like Linea but also the “hidden installation” like our Sesame in combination with projector lift products fits the modern design in today’s meeting rooms very well.

Rickard Bengtsson,  
Customer Service Manager





*We offer a broad selection of projection screens and to choose the right screen for your unique application involves a few crucial decisions. Here we have gathered some general guidelines which will help you to point you in the right direction.*

---

## AUDIENCE AREA

The audience area can help you identify what type of projection screen is the correct choice for your installation. The goal is to make the screen large enough so those in the rear of the audience area can read the presentation easily, but not so large that those in the front of the audience area have difficulty seeing the full width of the projected image. Limitations in sizes of the projection screen models are in relation to required audience area; therefore a electric screen is a better option for an installation intended for a larger number of viewers.



---

## SIZE

The general rule to be applied is that the screen should be of a width that is 2/3 the distance between the screen itself and the front row of the audience. Put in another way, the closest people should be 1.5 times the width of the screen distance. If the audience is large in number the rule is that the screen width should be the total distance divided by five. Try to make sure that the lower part of the screen will be visible from all seats. Screen height is generally determined by the width of the screen and the projection format.



---

## PROJECTOR

Once you have determined the correct size of screen for the audience area, that size may be modified based upon the type of projection equipment to be used. If the screen will only be used with one type of projector, it is easy to determine exact screen dimensions based upon the projection format of that projector. The projector's performance is also a highly significant factor to determine what type of screen and screen surface will be used. Full HD and all Short Throw projectors need a perfectly flat viewing area to perform as intended, and therefore fixed frame or Tab Tension screens are required.



---

## SCREEN SURFACE

Basically there are two types of screen surfaces; the unsupported vinyl which is characterised by its flexible qualities and the textile backed with its reflective front surface laminated to a woven textile base. The tensioned unsupported vinyl screen surfaces need to be correctly tensioned to achieve sufficient flatness to perform properly. Hence fixed frame and Tab Tension screens are used with a flexible surface. The non-tensioned textile backed screen surfaces are used on spring-roller operated and motorized projection screens. The screen hangs suitably flat by virtue of the dimensional stability of the material and the weight of the bottom dowel.



*The projector makes the image, but it is the screen surface that shows it. We cannot stress enough how important it is to have the correct screen surface in every unique application for you to get the best and most out of your money. There are two types of screen surfaces; the tensioned unsupported vinyl which is characterised by its flexible qualities and the textile backed, non-tensioned, with its reflective front surface laminated to a woven textile base. Here we have gathered some general guidelines which will help you to choose the correct screen surface.*

---

## PROJECTION SCREEN

Your decision on screen surfaces is essentially based upon what type of projection screen chosen. In some cases the type of screen might be altered due to a specific screen surface wanted and this surface might not be a compatible alternative with the type of screen first chosen. The general rule is that the unsupported vinyl screen surfaces are used on fixed frame and Tab Tension screens, which provide the necessary support. The non-tensioned textile backed screen surfaces are used on spring-roller operated and motorized projection screens.



---

## PROJECTOR

The projector's performance is highly significant to determine what screen surface will be used. Full HD and any Short Throw projectors need a perfectly flat viewing area to perform as intended. Therefore these high technology projectors are used with a pliable screen surface, hence are fixed frame screens and Tab Tension screens, where a perfectly flat viewing surface is obtained, the proper solution.



---

## SURROUNDINGS

As a general rule a white screen surface is used when most of the surrounding lights can be blocked out. The white areas of the projected image are shown as truly white, and the colours are authentically reflected on the screen surface. However, in many cases it can be difficult to block out all surrounding light, and therefore a grey screen surface might be a better choice. A grey screen surface enhances the darker image areas even when ambient light sources tend to make it brighter and a better contrast between colours and black/white is perceived.





## THE REACT EFFECT

As a general rule a standard white screen surface is used when most of the surrounding lights can be blocked out. The white areas of the projected image are shown as truly white, and the colours are authentically reflected on the screen surface.

However, in many cases it can be difficult to block out all surrounding light, and therefore another screen surface might be a better choice. Perhaps Euroscreen® ReAct 2.1 is the best option for your installation?

A few years back Euroscreen® introduced the revolutionary screen surface ReAct. ReAct soon became popular due to its superior high contrast features in combination with its competitive price. Through the years the surface has been upgraded and improved, and now Euroscreen® is proud to be able to introduce the 2.1 version of ReAct.


The ReAct 2.1 is an unsupported, silver grey front projection surface with enhanced ambient light control. The structure and finish of the material boost colour contrast and black levels in the projected image. At the same time it provides excellent viewing experience even with bright light in the audience area. With a gain of 1.0 and a viewing cone of 72°, ReAct 2.1 provides universal benefits and is an excellent choice for almost any AV installations, equal suitable in conference rooms as in home theatres.

Moreover, the ReAct is Full HD compliant and the flexible surface ensures an excellent flat viewing surface for fixed frame and Tab Tension screens. Used in Tab Tension screens, the dark silver grey finish provides a natural framing of the projected image, which gives you the option to turn down black borders. Without permanent black borders you have a projection screen which delivers a more flexible choice when it comes to choosing projection format.



A CASE FOR REACT 2.1

*In a room with medium to high ambient light the ReAct 2.1 is the best choice. The black levels and colour contrast is boosted. Equal suitable in conference room as home theatre application.*




A CASE FOR FLEXWHITE

*In a environment where the ambient light is controlled the FlexWhite or any other of our white surface are to recommend.*

## XPERT

The Xpert surface is 100% PVC free, holds B1 flame retardant rating, and manufactured without using hazardous substances which makes this environmentally friendly option suitable for “green” installations. The polyester fabric features a two-side polymer coating with a matt white woven front surface that includes a pattern structure to spread the light in all directions for an optimal and broad panoramic viewing angle. It provides superior diffusion in the projected image, making it perform even better than the 1080 compliance standard. Excellent colour rendition and viewing flatness, and as supplied with a white black-out backing, no light from behind will disturb.



## ARCTIQ

Euroscreen’s standard projection surface Arctiq features matt white front surface with fibreglass support and black-backed. It diffuses projected light in all directions, so the image can be seen from a very broad angle. Arctiq has a gain of 1.0. For optimal projection performance it requires control of ambient light in the audience area. The sturdy surface is suitable for “wear & tear” installations, such as public restaurants and pubs thanks to its qualities as washable, and flame and mildew resistant.



## GREYLIGHT

As the name hints this is a matt light grey front projection surface, black-backed, and fibreglass support. The surface diffuses projected light in all directions providing a broad panoramic viewing angle. Gain 0.75. The light grey colour enhances the surface to perform well even in ambient light conditions. The sturdy surface is suitable for “wear & tear” installations, such as public restaurants and pubs thanks to its qualities as washable, flame and mildew resistant.



## ASTRANOVA

The Astranova is a white, black-backed front projection surface which is used in some of Euroscreen’s larger projection screens. It is a sturdy surface with a thickness of 0.57mm provides great flatness in the viewing surface. Astranova diffuses projected light in all directions, so the image can be seen from a wide angle. Gain 1.0.



## REACT 2.1

The ReAct is Euroscreen’s superior screen surface, now upgraded to a version 2.1 with the latest feature of enhanced gain and ambient light control. The pliable surface presents an excellent viewing experience even with bright light in the audience area. The dark grey silver front surface boost colour contrast and black levels in the projected image. Peak gain 1.0 and a broad viewing angle. The surface is Full HD compliant and the flexibility ensures an excellent flat viewing surface.



## FLEXWHITE

The FlexWhite is a pliable matt white front projection surface which provides excellent flat viewing area and superb colour rendition. The surface diffuses projected light in all directions providing a broad panoramic viewing angle. Average gain 1.0. FlexWhite is Full HD compliant.

The black-backed FlexWhite M1 presents same high quality features, and in addition to its M1 fire resistant rating also allows less light to pass through from behind.



## FLEXREAR

The FlexRear is a neutral grey rear projection diffusing surface which allows placement of projector behind the projection screen. The surface provides high resolution and excellent contrast even in ambient light. Gain 2.5. Its pliable qualities ensure an excellent flat viewing surface.



Environment  
Credentials



REACH controls the registration, evaluation, authorisation and limitation of chemicals. All Euroscreen® screen surfaces are approved by the REACH regulation.

European Chemicals Agency (ECHA) gathers information on chemical substances. All Euroscreen® projection screens are printed with colours approved by ECHA.

GREENGUARD Children and Schools SM certified, meeting the strictest standards and contribute to healthier indoor air quality for school age children.



## VALHALLA

*Valhalla* is Euroscreen® latest exciting development project. The idea of a series of projection screen models was raised when there was a lack in product portfolio for models covering the gap around 4 meters width. The project is inspired by the powerful Norse Gods who had their home based at Valhalla.

*Thor*, the hammer-wielding God, is associated with thunder and lightning, strength, and fertility, and we have borrowed his name to our base model in this project of motorized projection screens.

The Thor model covers the projection screen range from 250cm to 450cm in width and holds several of the much appreciated Euroscreen® standard features such as a sleek and stylish design of an aluminium case, finished in a contemporary white colour. Equipped with hard wire motor and wall channel-fixed fitting feature, the latter definitely cuts valuable installation time. This standard model has a choice of Arctiq or Flex-White screen surface.

In need of more additional screen features? No worries, a deluxe version of Thor is available for your convenience. In addition to the standard wall installation this advanced model has flexible mounting brackets for ceiling installation and the Euroscreen® multifunctional Control Box is integrated with the model as standard.

Furthermore, the deluxe model is available both as tensioned and non-tensioned versions. The Tab Tension model is available with unsupported vinyl Re-Act 2.1, FlexWhite or FlexRear screen surface, whereas Xpert, Arctiq or Astranova screen surface is a choice for the non-tensioned version.



## CEILING RECESSED

An electric projection screen with a recessed installation case provides you with the possibility to more or less hide the screen completely when not in use. The casing is designed for installation within a ceiling void, often suitable both in suspended and plastered ceilings.

Another advantage of ceiling recessed models is that they enable installation of cases early in construction and screens later. Often even the decision of projection format can be made later on in the construction process.

These types of screens are equipped with a Plug n' Play wiring connections, providing easy electrical and control integration.

Euroscreen® models:

- » *Sesame 2.1*
- » *Sesame 2.1 Tab Tension*
- » *Access Flex*
- » *Access Installation Case*

## SESAME 2.1

The Sesame 2.1 is the Euroscreen's award winning model with an innovative recessed ceiling case design for installation within a ceiling void, suitable for installation in suspended or plastered ceilings. Once more the model has been upgraded, now with adjustable inner brackets which allow for fine-tune of bottom dowel for perfectly flush closure when retracted up into case. The white aluminium case itself has a stylish appearance and unique removable integrated external flange profiles for easy and quick installation and service access. The case also features a concealed drop function of the complete screen section which enable for easy access to install case first and screen later. Sesame 2.1 is also available with tensioning function which provides a flat viewing surface, and the surface flatness can be adjusted after time if needed. Brackets especially designed for Sesame 2.1 provides a trouble-free installation of the case in a prepared ceiling cut-out up to a 100 cm ceiling void.



	<i>Sesame 2.1</i>
Screen Sizes (W)	160 — 300 cm
Case Length	screen width + 345 mm
Cut-Out Case Size (W x H)	140 x 102 mm
Cut-Out Length	screen width + 325 mm
Installation	ceiling
Operation	electric
Plug n' Play	available
Projection Formats	1:1 / 4:3 / 16:10 / 16:9
Optional Features	Quiet Motor / Recessed Ceiling Brackets

## ROLLER SCREENS

A roller screen is the most common projection screen of them all. Traditionally manual roller screens have been in favour but the last couple of years there have been a switch and more people take notice of the perks with the motorised versions.

All electrical Euroscreen® screens are equipped with a strong tubular motor - motor-in-roller - leaving a projection screen with an even balanced visual design with the screen surface centred of the cassette. As an extra high end feature we offer an optional Quiet Motor which will reduce motor noise by over 20%. How you would like to control the screen is pretty much up to you, Euroscreen® offers a broad selection of control options on page 26.

Our manual versions are sturdy spring roller screens which can be upgraded with a Soft & Quiet function. This optional choice is an integrated roller mechanism that slowly and smoothly retracts the screen surface into the case, slowing even more as it approaches the upper limit. This function is a clever investment since it prevents potential damages to the case, its mechanism and also the lay flatness of the screen surface.

Euroscreen® models:

- » *Diplomat*
- » *BlackLine*
- » *Connect*

## DIPLOMAT

The Diplomat is Euroscreen's best-selling and most diverse projection screen with its white aluminium cassette and channel-fixed installation. The channel-fixed feature makes it one of the market's most flexible and easy screens to install and is available both as manual and electric models. Thanks to its functional and comprehensive design the Diplomat is suitable for any application; conference rooms, education facilities, public surroundings and home theatres. Upgrade your Diplomat screen with the optional Quiet Motor feature for electric models and Soft&Quiet feature for manual screens to add extra professional performance that also will extend the life cycle by years. Diplomat in electric version is also available as Tab Tension where the tensioning function provides Diplomat with a superior flat viewing surface, and the surface flatness can be adjusted after time if needed. The heavy weight bottom dowel in white finish provides extra vertical tensioning.



	<i>Diplomat</i>
Screen Sizes (W)	125 — 300 cm
Case Length	electric: screen width + 125 mm manual: screen width + 86 mm (≤ 200 cm width) manual: screen width + 94 mm (> 200 cm width)
Case Size (W x H)	electric: 101 x 105 mm manual: 89 x 105 mm
Installation	ceiling / wall
Operation	electric / manual
Plug n' Play	standard
Projection Formats	1:1 / 4:3 / 16:10 / 16:9
Optional Features	Quiet Motor /Soft&Quiet



## TAB TENSION

The so called *Tab Tension* screens are tubular roller screens equipped with an unsupported vinyl viewing surface. Important to remember is that an unsupported vinyl surface, characterized by its flexible qualities, can only be used in a tubular roller screen that have the Tab Tension function for best performance.

The built-in tensioning system provides a perfectly flat projection surface, suitable for even the most demanding applications. The tension of the surface is achieved due to the wiring system along the sides, plus often an extra heavy weight bottom dowel. The tensioning of the surface can be adjusted along time to maintain the flat viewing surface.

Since Tab Tension screens are the only screens, besides a permanently tensioned screen with fixed frames, which will obtain the flattest viewing surface possible, they go well together with Full HD and Short-Throw projectors which need a perfectly flat viewing area to perform as intended. Therefore all Euroscreen® Tab Tension screens are motorized projection screens since this give the best and long lasting performance.

As standard, all Euroscreen® Tab Tension screens come with 30cm black drop above the image.

Euroscreen® models:

- » *Linea Tab Tension*
- » *Sesame 2.1 Tab Tension*
- » *Diplomat Tab Tension*
- » *Black Line Tab Tension*

## LINEA

The Linea is a high end model with excellent surface flatness qualities in both Tab Tension version and electric standard roller. Its cassette has a unique designed shape of gently rounded aluminium, with no exposed mounting fixtures or fasteners, and all attachment points are completely invisible. The case is finished in white and the white heavy weight bottom dowel retracts completely inside the case when the screen is not in use. Thanks to the tensioning wires, which are integrated along the vertical edges of the screen surface, a full lay flatness screen surface can be obtained for many years in use. A perfectly flat screen surface is a requirement when using Short Throw projectors where the wide angled projector lens put higher demands on the quality of the projection screen. As standard, the Linea is delivered with Euroscreen® Control Box with Plug n' Play feature for a fast and easy control integration. Choose among several transmitters; RF AutoLink, RF remote control, IR remote control or RF Wall Switch Transmitter.



	<i>Linea Tab Tension</i>
Screen Sizes (W)	180 — 300 cm
Case Length	screen width + 409 mm
Case Size (W x H)	121 x 153 mm
Installation	ceiling / wall
Operation	electric
Projection Formats	4:3 / 16:10 / 16:9 / 2.35:1
Optional Features	Quiet Motor
Control Features	Euroscreen® Control Box included

## LARGE VENUES

Euroscreen's projection screen range of large venue screens is a constantly growing range, following the increasing request for major AV installations. When we talk about large installations we usually mean projects involving projection screens starting at 300cm width.

Generally Euroscreen's larger projection screens follow the same features as the standard electrical roller screens with a strong tubular motor and the screen surface centered of the cassette.

Euroscreen® models:

- » *Diplomat XL Flex*
- » *Diplomat XL*
- » *Access Flex*
- » *Royal*
- » *LODO*

## DIPLOMAT XL FLEX

The Diplomat XL Flex is the latest edition to the large venue screen range of Euroscreen®. It is an electric projection screen for installations in such environments as auditoriums, churches and other locations that holds a large number of audiences. The model is available in sizes up to 600 cm in width. The Diplomat XL Flex has a cylindrical shaped case in white aluminium and is delivered with extra sturdy brackets for a safe installation. Sizes over 500cm in width are available in a square shaped wooden case finished in white. The viewing surface is a white front projection material with a gain of 1.0. The surface is welded either horizontally or vertically to match desired formats and sizes, leaving an almost invisible seam. To gain the flattest viewing surface possible Diplomat XL Flex is equipped with a heavy weight bottom dowel which puts extra tension on the surface.



	<i>Diplomat XL Flex</i>
Screen Sizes (W)	350 — 600 cm
Case Length	screen width + 151 mm
Case Size (W x H)	165 x 170 mm
Installation	ceiling / wall
Operation	electric
Plug n' Play	available
Projection Formats	1:1 / 4:3 / 16:10 / 16:9

The recently launched Euroscreen® Control Box provides no less than five possible control options for your projection screen in just one (!) single multibox. Another positive feature: the box allows for integrations with external control systems.

## CONTROL BOX

The Control Box is a new multifunctional unit for easy and trouble-free operation of electrical projection screens. The Control Box features the most usual versions of operations such as RF, IR, Dry Contact/Contact Closure, 12V trigger and RS232. This is an excellent solution for integration and communication with external control systems.

For your convenience the Control Box is equipped with a 300 cm cord to power outlet, a 150 cm screen cord, and a 30cm Dry Contact/RS232 cable included as standard. The box also has a built-in IR eye. For standard installations the Control Box is also available in pre-assembled kits; RF AutoLink Kit, RF Remote Control Kit and IR Remote Control Kit.

The RF AutoLink Kit is one of the easiest options to get your projection screen and projector communicating in no time! The AutoLink simply does the job for you. Just turn the projector on and the AutoLink sends the signal for the screen to roll down, and when the projector is turned off the screen automatically goes up again. With the AutoLink no authorized electrician is needed.

Euroscreen® offers a selection of optional transmitters for communication with the Control Box; RF AutoLink trigger, RF or IR remote control, and RF wall switch transmitter. Choose the one best suitable for your AV installation.





---

## FIXED FRAME

The primary benefit of fixed frame screens, also called permanently tensioned projection screens, is the perfectly flat projection surface. A general rule for all projection screens is that the flatness of the projection surface is one of the most essential factors to obtain a high image quality. Fixed frame screens are equipped with unsupported vinyl surface and the screen's frame parts puts equal tension on the elastic surface to achieve the flattest possible image surface. Typically fixed frame screens are installed onto a wall.

Fixed Frame Screens are shipped as flat packages, which mean the viewing surface is rolled on a core and frame parts are not assembled by the delivery.



Euroscreen® models:

- » *Frame Vision Light*
- » *Frame Vision*



## FRAME VISION LIGHT

Frame Vision Light is a permanently tensioned projection screen that provides an optimal flat viewing surface due to the frame design that put equal tension on each part of the viewing surface, making it perfectly smooth. The Frame Vision Light has a clever construction that make it easy to assemble the 5 cm wide frame profiles and attach the screen surface. Easy-mounted wall brackets to hang the complete screen onto are included. The light-weight black aluminium border frames the projected image nicely. For an even more fantastic viewing experience, the Vel-Tex® covered frame option is highly recommended. The Vel-Tex® is a true black, velvety textile covering on all of the frame parts that provides a more luxurious impression and conceals all trace of joints in the frame. It also absorb any incorrect adjustment of the projected image and at the same time it helps to cut reflection from surroundings lights.



	<i>Frame Vision Light</i>
Screen Sizes (W)	170 – 240 cm
Frame Width	5 cm
Installation	wall
Projection Formats	4:3 / 16:10 / 16:9 / 2.35:1
Optional Features	Vel-Tex® frame

## DIFFUSION SCREENS

Diffusion screens are an excellent choice for rear projection installations and especially suitable for window displays or indoor usage in controlled lighting areas. With a rear projection solution, there is no need to have the actual valuable product on display but instead commercial movies and multimedia experiences can be displayed on the screen to attract the viewer. The diffusion screen is an acrylic rigid surface which provides an attractive mix of light output and contrast.



	<i>Diffusion Contrast</i>	<i>Diffusion White</i>
Screen Sizes (W)	100 – 300 cm	100 – 240 cm
Frame Width	3 cm	3 cm
Surface (D)	3 mm	3 mm
Installation	ceiling	ceiling
Projection Formats	4:3 / 16:9	4:3
Gain	2.2	8.0

## PORTABLE SCREEN

Do you need a compact and reliable projection screen when out on the road? If yes, a portable projection screen is your answer. These types of screens are easy to carry along or move between conference rooms, and at the same time very slim when stowed away. The portable screens are an excellent message carrier as well; making sure your name is widely seen, if combined with a custom logo print beneath the viewing surface.

## CONNECT FLOOR WHITE

This model is one of the best-selling Euroscreen® products and a favourite with many customers. Compared to other portable screens the Connect Floor White is sturdier, often more practical, and contains fewer parts than a tripod screen. The steel cassette rests steadily on the floor supported by a “foot” and provides an available viewing area from the cassette to the top of the raised viewing surface. The model is very easy to set up, light-weight and integrated handle makes it easy to carry along. Optional black padded carry case for extra protection is also available.

The Connect Floor White is an excellent message carrier as well; making sure your name is widely seen. See opposite page for how your company logo can be in the centre of attention.



	Connect Floor White
Screen Sizes (W)	125 – 200 cm
Case Length	screen width + 72 mm
Case Size (W x H)	110 x 130 mm
Installation	portable
Operation	manual
Projection Formats	1:1 / 4:3 / 16:10
Optional	padded carry case

## CUSTOM PRINT

We print your name, logo or promotional message onto the screen surface and ensure your details are in the spotlight all the time. The popular Euroscreen® Connect Floor White model is ideal where the area below the screen itself can be printed, ensuring that your brand or message is constantly on view during presentations. This is perfect for sales teams and promotion agencies.

However, almost any of our projection screens with a fibre glass screen surface can be used with a custom print. Use your imagination and let your logo be seen at all time!

After receiving logo/artwork from customer a suggested layout is created. The layout is sent back to customer for approval. The approved layout is processed and ripped in the printer's high technology software, and then the layout is printed on Euroscreen® Arctiq screen surface for an ideal colour rendition and contrast. The artwork is accurately cut in the desired size and format and the printed surface is then ready. All to make sure the screen to be at the focal point of the audience's attention.





## AV CABINET & LECTERN TOP

Store all valuable AV equipment safely in this high quality Euroscreen® AV Cabinet in stylish Scandinavian design. As standard the AV cabinet has three shelves; the two bottom ones have adjustable heights, but we also offer optional 19" rack. The cabinet is equipped with two solid lockable doors, both front and back for easy installation access. Other features are integrated cable management for ease of installation and a tidy appearance, two sturdy cable-ties to wrap cables around, and large ventilation grills to keep the inside cool. With the optional Lectern Top the AV Cabinet is transformed in just a few seconds to a professional lectern. The light weight mobile top is easily placed onto the cabinet without any mounting needed, and is perfect to hold computer or lecture notes. As an extra professional detail and appreciated feature a mini front banner can be ordered to complete the AV unit. The Mini Screen is a perfect choice for company logo exposure in 4-colour print, and at the same time hide ventilation grills and cable-ties from the audience.



*As a manufacturer within the AV industry we are constantly working to improve and grow as a company. This includes taking care of our employees, our customers and the environment both in a local and global perspective. We are certified by and member of several important organisations, here we have listed eight of them. Our aim is always to progress and find new innovative solutions that all parties will benefit from.*

---

## FR2000

Our company is certified by FR2000. FR2000 is an integrated management system for quality, environment, competence enhancement, health and safety.



---

## REPA

We are certified by REPA (REgister för ProducentAnsvar) who provide us with efficient and convenient access to the nationwide recycling system.



---

## REACH

Registration, Evaluation, Authorisation and Restriction of Chemicals (REACH). All screen surfaces of Euroscreen® projection screens are approved by the REACH regulation.



---

## ECHA

European Chemicals Agency (ECHA) gathers information on the properties of manufacturers and importers chemical substances. Euroscreen® projection screens are printed with colours approved by ECHA.



---

## INFOCOMM

Through our parent company we are a member of InfoComm International, the leading non-profit association serving the professional AV communications industry worldwide.



---

## CEDIA

Through our parent company we are a member of CEDIA, the international trade association of companies that specialize in planning and installing electronic systems for the home.



---

## USGBC

The U.S. Green Building Council works to promote buildings that are environmentally responsible, profitable and healthy places to live and work. We are a member through our parent company.



---

## BRIS

The organisation BRIS (Children's Rights in Society) support services to strengthen the rights of children and young people and improve their living conditions. We are a BRIS sponsor.



## QUICK FACTS



### » *Our products*

Euroscreen® products are only sold by qualified dealers. Contact us if you haven't found your closest dealer yet. Euroscreen® products are manufactured and custom made only by orders, normal lead time 1-2 weeks.

### » *Electrical products*

All Euroscreen® products are CE approved. The motor is as standard mounted to the left of Euroscreen® projection screens (exception for Sesame 2.1 where it is the opposite) from the audience side.

### » *Technical documents*

For the latest product updates and technical documentations please visit [www.euroscreens.se](http://www.euroscreens.se).

### » *Quality*

Producing Euroscreen® products often involves delicate manually work by our professional crew. We take pride in our work and for your assurance, we have implemented a valid Quality Check for each projection screen leaving our factory.

### » *Warranty*

Euroscreen® products are covered by 2 year warranty from invoice date. The warranty is valid for any damage caused by wrong manufacturing. Any incorrect tampering with the screen limit will discontinue our warranty on the product. If experience any discontent or have any other questions regarding your Euroscreen® product, please contact the dealer where the product was purchased. The warranty does not cover any damages for transport; please contact the company responsible for the transport.

### » *Maintenance*

To protect a screen when not in use, store it in the fully retracted position. Do not install the screen close to a heat source. To clean the screen surface carefully use only neutral cleaning as water and soap. Euroscreen® also provides a Screen Cleaning Spray. Stains like paint or ink might be impossible to remove.

### » *What is gain?*

Gain is a measure of brightness and a "real-world" comparison is with a matt white projection screen. Most matt white screens have a fairly uniform light distribution pattern with gain of approximately 1.0. Screens that appear brighter on axis are concentrating reflected light in a narrower area: the gain may be 2.5 on axis but 0.5 at 60° to the side. With today's brighter, high output projectors, gain is not as important as it once was because the screen no longer has to make up for a lack of projector brightness. Other factors such as color contrast and accuracy, uniformity, reproduction of black and the ability to perform with more ambient light in the audience area, are equally important.

### » *Tab Tension*

Projection screens with Tab Tension have a tensioning function with a wire running from end of bottom dowel to the top of the screen. Tab Tension screens are manufactured with a stretchable surface, and the possibility to adjust the flatness of the surface provides a perfectly flat viewing surface for years and years. Tab Tension screens are popular for conference applications where high technology Short Throw projectors are common and among home theatre enthusiasts where Full HD projectors are used.

### » *Screen width*

The general rule to be applied is that the screen should be of a width that is 2/3 the distance between the screen itself and the front row of the audience. If the audience is large in number the rule is that the screen width should be the total distance divided by five.

### » *Screen height*

Screen height is generally determined by the width of the screen and the projection formats to be used.

### » *Soft&Quiet options*

The Soft&Quiet features are optional choices for most of the Euroscreen® projection screens models to add extra professional performance and extend the life cycle by years. The electric Soft&Quiet screens are equipped with high quality tubular Quiet Motor which reduces the motor noise by proximally 20%. It makes a huge difference to standard tubular motors. The Soft&Quiet feature for manual screens retracts the surface smoothly and silent into the case, slowing even more as it approached its upper limit. It prevents potential damages to the dowel or screen surface through repeated impact with the case.

### » *A grey screen surface?*

As a general rule a white screen surface is used when most of the surrounding lights can be blocked out. The white areas of the projected image are shown as truly white, and the colours are authentically reflected on the screen surface. However, in many cases it can be difficult to block out all surrounding light, and therefore a grey screen surface might be a better choice. A grey screen surface enhances the darker image areas even when light sources tend to make it lighter and a better contrast between colours and black/white is perceived.

### » *Contact*

Euroscreen® products are developed and manufactured by Draper Europe AB, Halmstad, Sweden.  
[info@drapereurope.se](mailto:info@drapereurope.se)



*Austria*  
*Bulgaria*  
*Denmark*  
*Estonia*  
*Finland*  
*France*  
*Germany*  
*Greece*  
*Hungary*  
*Iceland*  
*Ireland*  
*India*  
*Italy*  
*Latvia*  
*Netherlands*  
*Norway*  
*Oman*  
*Poland*  
*Portugal*  
*Qatar*  
*Romania*  
*Russia*  
*South Africa*  
*Spain*  
*Sri Lanka*  
*Sweden*  
*Ukraine*  
*United Arab Emirates*  
*United Kingdom*  
*USA*

Keep yourself updated by signing up for newsletters at [www.drapereurope.se](http://www.drapereurope.se)

